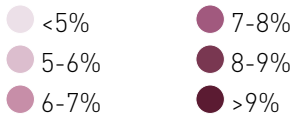
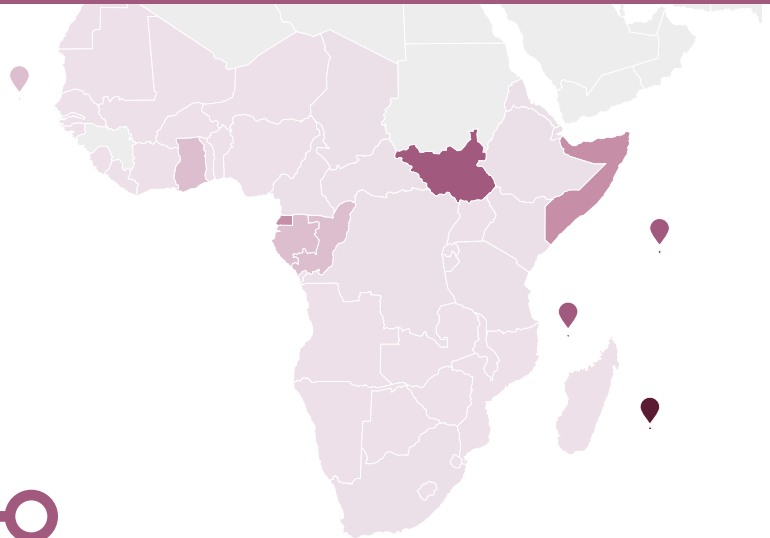


AFRICA

Prevalence [%] estimates* of diabetes (18-99 years), 2017



*Comparative prevalence

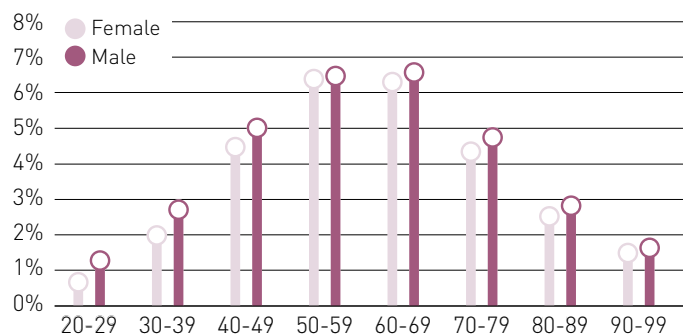


At a glance	2017	2045
Adult population (18-99 years)	516 million	1.1 billion
Diabetes (18-99 years)		
Regional prevalence	3.1%	3.7%
Age-adjusted comparative prevalence	4.2%	4.1%
Number of people with diabetes	15.9 million	41.6 million
Number of deaths due to diabetes (20-99 years)	312,000	-
Health expenditure due to diabetes (18-99 years)		
Total health expenditure, USD	3.4 billion	6.1 billion
Impaired glucose tolerance (18-99 years)		
Regional prevalence	8.3%	9.5%
Age-adjusted comparative prevalence	10.4%	10.5%
Number of people with impaired glucose tolerance	42.9 million	108.6 million
Type 1 diabetes (0-19 years)		
Number of children with type 1 diabetes	50,600	-
Number of newly diagnosed children each year	18,300	-

Top 5 countries for number of people with diabetes (18-99 years), 2017

1.Ethiopia	2,652,129
2.South Africa	1,865,021
3.Democratic Republic of the Congo*	1,738,329
4.Nigeria*	1,731,811
5.United Republic of Tanzania	942,721

Prevalence [%] estimates of diabetes by age and sex, 2017



*Based on extrapolation from similar countries

Highlights

- More than 15.9 million people have diabetes. If we do not act now, this figure will increase by 162% by 2045.
- The number of adults with IGT is expected increase by 153% by 2045.
- Africa is the region with the highest percentage of undiagnosed people - 70% of people with diabetes do not know they have it.
- Diabetes will cause 312,000 deaths in 2017.
- 3 out of 4 (73%) deaths due to diabetes were people under age of 60- the highest proportion among the IDF regions.
- 1 in 10 live births are affected by hyperglycaemia in pregnancy.
- Only USD 3.4 billion was spent on healthcare for people with diabetes in 2017—less than 1% of the global expenditure and the lowest amount of all 7 IDF regions.

Corporate sponsors

IDF would like to express its thanks to the following supporters of the eight edition:



Need more information?

Check www.diabetesatlas.org or scan QR code



Country/territory	Adult population (18-99 years)	Diabetes cases (18-99 years)	Diabetes (18-99) national prevalence (%)	Diabetes age-adjusted (18-99) comparative prevalence (%)	Diabetes related deaths (18-99 years)	Cost per person with diabetes (USD)	Undiagnosed diabetes cases (18-99 years)	One in X adults has diabetes
Angola*	12,298,828	359,076	2.9	3.7	6,257	380.52	178,445	34
Benin	5,948,318	43,695	0.7	1.0	797	80.77	33,357	136
Botswana	1,467,662	53,333	3.6	4.6	1,346	672.72	26,504	28
Burkina Faso*	9,261,416	155,943	1.7	2.3	3,500	79.20	119,047	59
Burundi*	5,847,064	137,958	2.4	5.9	2938	43.90	105,317	42
Cameroon	12,611,784	6,430	1.9	6.8	16,105	111.46	344,630	18
Cape Verde*	347,426	693,483	5.5	2.3	63	310.28	3,195	54
Central African Republic*	2,802,266	122,398	4.4	5.8	3,378	29.28	93,439	23
Chad*	6,877,938	239,970	3.5	5.8	5,912	78.48	183,194	29
Comoros	445,054	31,462	7.1	11.2	374	102.88	16,181	14
Côte d'Ivoire*	12,208,652	221,253	1.8	2.3	5,271	173.13	1,327,044	55
Democratic Republic of the Congo*	39,378,582	1,738,329	4.4	5.8	29,716	38.81	75,402	23
Djibouti*	564,930	40,984	7.3	5.9	577	315.05	109,953	14
Equatorial Guinea*	492,284	32,252	6.6	7.4	554	1150.61	20,367	15
Eritrea*	2,828,794	86,636	3.1	5.9	1,348	50.26	16,028	33
Ethiopia	54,920,570	2,652,129	4.8	7.0	31,536	47.89	66,138	21
Gabon*	1,029,352	67,423	6.6	6.8	983	545.74	2,024,641	15
Gambia	1,008,152	14,622	1.5	1.8	203	65.86	33,506	69
Ghana	15,859,112	524,764	3.3	4.7	11,505	116.84	11,162	30
Guinea*	6,831,928	124,909	1.8	2.3	2,146	63.05	260,785	55
Guinea-Bissau*	1,028,648	18,753	1.8	2.3	389	75.25	95,356	55
Kenya*	25,381,008	463,903	1.8	2.7	8,079	152.74	14,316	55
Lesotho*	1,253,908	31,151	2.5	3.7	1,441	203.02	167,005	40
Liberia*	2,452,048	44,864	1.8	2.3	801	95.10	15,481	55
Madagascar*	13,371,050	381,310	2.9	3.7	4,914	27.07	34,249	35
Malawi*	8,914,374	201,203	2.3	3.7	7,166	60.19	291,093	44
Mali*	8,644,842	146,681	1.7	2.3	2,680	106.62	153,599	59
Mauritania*	2,310,940	43,535	1.9	2.3	609	95.95	111,977	53
Mozambique	14,292,218	297,370	2.1	3.1	9,379	88.86	21,635	48
Namibia*	1,472,630	46,458	3.2	3.7	973	946.78	257,820	32
Niger*	9,321,514	172,431	1.8	2.3	3,040	53.24	23,087	54
Nigeria*	95,702,332	1,731,811	1.8	2.3	42,635	245.38	131,635	55
Republic of Congo*	2,501,520	151,729	6.1	6.8	2,789	303.82	860,634	16
Réunion	633,130	116,609	18.4	13.4	-	-	41,408	5
Rwanda	6,494,016	217,579	3.4	4.2	4,000	102.02	166,100	30
Sao Tome and Principe*	102,104	1,787	1.7	2.3	21	339.85	888	57
Senegal*	8,042,148	138,661	1.7	2.3	1,942	107.82	105,854	58
Seychelles	70,604	7,782	11.0	10.1	89	677.80	3,580	9
Sierra Leone*	3,479,516	61,032	1.8	2.3	1,761	178.81	46,592	57
Somalia*	5,345,404	226,454	4.2	5.9	4,122	-	172,875	24
South Africa	36,381,706	1865,021	5.1	5.2	43,736	937.79	1581,538	20
South Sudan*	6,780,380	450,661	6.6	10.3	7,297	-	8,666	15
Swaziland*	742,598	17,437	2.3	3.7	996	486.08	751,406	43
United Republic of Tanzania	27,697,326	942,721	3.4	5.6	19,313	104.72	7,390	29
Togo	3,992,088	179,704	4.5	6.1	2,908	45.33	105,328	22
Uganda	19,042,040	265,985	1.4	2.4	6,272	112.51	203,054	72
Western Sahara*	418,874	9,681	2.3	2.3	-	-	113,236	43
Zambia	8,263,630	227,859	2.8	3.7	7,366	179.06	80,191	36
Zimbabwe*	8,549,528	105,044	1.2	1.8	2,778	114.36	344,035	81

*Based on extrapolation from similar countries

National/regional prevalence: the actual percentage of each country's/region's adult population that has diabetes. Appropriate for assessing diabetes burden.

Comparative prevalence: calculated by assuming that a country/region has an age profile identical to that of the world population. Appropriate for comparing countries/regions.

Healthcare expenditure for people with diabetes are assumed to be on average two-fold higher than people without diabetes.